

Beginning of Bangladesh Population and Housing Census 2011

- 1. Government declaration:** Government has decided to conduct the fifth Population & Housing Census of Bangladesh from 15 March 2011 to 19 March 2011.
- 2. Census moment:** Zero hours (i.e.00:00 hours) following 14th March 2011 will be considered as the census moment for the 5th Population and Housing Census 2011.
- 3. Census night:** The period from census moment to 06:00 hours of 15th March 2011 will be considered as the census night. Floating population will be counted in the census night. Census night is considered as the reference night for this census.
- 4. Method of enumeration:** Interview method will be used for counting the population.
- 5. Procedure of enumeration:** Modified deFacto procedure will be followed to enumerate the population in the place where they are found during the census night.
- 6. Functional manpower plan for the Census-2011 (Tentative):**

Census position	Number of persons
1. National Coordinator	1
2. Census Zila Coordinator	110
3. Upazila Census Coordinator	520
4. Zonal Officer	2600
5. Supervisor	60,000
6. Enumeartor	3,30,000

Bangladesh Bureau of Statistics Sample Census 2011

Module 1: Identification and Household Summary										Module 2: Housing related															
1a. Household Address:				3. Household members			Total	Male	Female	4. Type of dwelling?			5. Construction material of walls?			6. Construction material of roof?			7. Construction material of floor?			8. Dwelling		9. Is it a slum dwelling?	
				a. Members usually living in the HH																					
1b. Continuation pages				c. Former members of the HH now living abroad																	<input type="checkbox"/>	<input type="checkbox"/>			
2a. Sample Census Household Number				d. Visitors																	<input type="checkbox"/>	<input type="checkbox"/>			
2b. Census Household Number				e. Members of the HH that returned from abroad in the 5 past years																	<input type="checkbox"/>	<input type="checkbox"/>			

Module 3: Household Related																																										
10. Does your hh belong to an ethnic community?		11. Tenancy of house 1=Owned 2=Rented 3=Rent free		12. Drinking water						13. Type of toilet				14. Disposal of solid waste				15. Source of light					16. Cooking fuel			17. How many male and female members of the household read newspaper, listen to radio, watch television or use internet?																
				a. Main source of drinking water						b. Does the household drink boiled/ bottled/ filtered water?		c. Distance to source of water		Sanitary with water seal		Sanitary without water seal		Non-sanitary/ Kutchha		Open space		Managed dustbin		Unmanaged dump site		Bury/inside pit	Burn	Electricity	Solar energy	Kerosene	Bio-gas	Others	Wood	Kerosene	Gas/LPG	Electricity	Straw/leaf/dried cowdung	Bio-gas	a. Read newspaper		b. Listen to radio	
Yes	No			Tap	Tubewell/ Deep tubewell	Well	Pond	River/ditch/ Canal	Others	Yes	No	Inside dwelling	Within 200 meters	More than 200 meters																												
<input type="checkbox"/>	<input type="checkbox"/>	<input type="checkbox"/>	<input type="checkbox"/>	<input type="checkbox"/>	<input type="checkbox"/>	<input type="checkbox"/>	<input type="checkbox"/>	<input type="checkbox"/>	<input type="checkbox"/>	<input type="checkbox"/>	<input type="checkbox"/>	<input type="checkbox"/>	<input type="checkbox"/>	<input type="checkbox"/>	<input type="checkbox"/>	<input type="checkbox"/>	<input type="checkbox"/>	<input type="checkbox"/>	<input type="checkbox"/>	<input type="checkbox"/>	<input type="checkbox"/>	<input type="checkbox"/>	<input type="checkbox"/>	<input type="checkbox"/>	<input type="checkbox"/>	<input type="checkbox"/>	<input type="checkbox"/>	<input type="checkbox"/>	<input type="checkbox"/>	<input type="checkbox"/>	<input type="checkbox"/>	<input type="checkbox"/>	<input type="checkbox"/>	<input type="checkbox"/>	<input type="checkbox"/>	<input type="checkbox"/>	<input type="checkbox"/>					

Does any member of the HH own a house/land?								20. Does this household own the following? (Ask question for each item. If the answer is yes put cross on 'yes' box else put cross on 'no' box)																													
18a. House?		18b. If yes, how many own house?		19a. Land?		19b. If yes, how many own land?		Boat		Bull/ Buffalo Cart		Push Cart/ Rickshaw Van		Rickshaw		Bicycle		Motorcycle		Motor Car/ Bus/ Truck		Scooter/ CNG/Auto rickshaw		Telephone		Mobile		Sewing Machine		Television/ Radio/ Transistor		Dish Antenna		Computer		Freezer/ Deep Freezer	
Yes	No	Male	Female	Yes	No	Male	Female	Yes	No	Yes	No	Yes	No	Yes	No	Yes	No	Yes	No	Yes	No	Yes	No	Yes	No	Yes	No	Yes	No	Yes	No	Yes	No	Yes	No		
<input type="checkbox"/>	<input type="checkbox"/>	<input type="checkbox"/>	<input type="checkbox"/>	<input type="checkbox"/>	<input type="checkbox"/>	<input type="checkbox"/>	<input type="checkbox"/>	<input type="checkbox"/>	<input type="checkbox"/>	<input type="checkbox"/>	<input type="checkbox"/>	<input type="checkbox"/>	<input type="checkbox"/>	<input type="checkbox"/>	<input type="checkbox"/>	<input type="checkbox"/>	<input type="checkbox"/>	<input type="checkbox"/>	<input type="checkbox"/>	<input type="checkbox"/>	<input type="checkbox"/>	<input type="checkbox"/>	<input type="checkbox"/>	<input type="checkbox"/>	<input type="checkbox"/>	<input type="checkbox"/>	<input type="checkbox"/>	<input type="checkbox"/>	<input type="checkbox"/>	<input type="checkbox"/>	<input type="checkbox"/>	<input type="checkbox"/>	<input type="checkbox"/>	<input type="checkbox"/>	<input type="checkbox"/>		

Module 4: Individual

21. Line Number	22. Name of Household member <i>Write names of all members usually living in the HH. Write the nickname in English in block letters. Write the names in the order: head, spouse, youngest child, older child, other relative and other non-relative.</i>	23. Age <i>Write the number of completed years, enter "00" if less than one year</i>	24. Relationship with Head of Household 1-Head of household 2-Wife/husband 3-Children 4-Parents/parents-in-law 5-Daughter/son-in-law 6-Brother/sister and brother/sister-in-law 7-Grandchildren/great grandchildren 8-Other relative 9-Non-relative	25. Sex 1-Male 2-Female	26. Line number of mother <i>Write '00' if biological mother is not a member of the household</i> <i>If mother is a member of HH, → Go to Q.28</i>	27. Is mother alive 1-Yes 2-No 3-Don't know	28. Is father alive 1-Yes 2-No 3-Don't know	29. Religion 1-Islam 2-Hinduism 3-Buddhism 4-Christiantity 5-Others	30. Mother tongue 1-Bengali 2-Others	31. Second language 1-Bengali 2-English 3-Others 4-None	32. Location of birth place			33. Current Zila		34. Location of living 5 years ago			3 years or more aged member		7 years or more aged member				
											a. Birth place 1-Same Zila → Q.33a 2-Different Zila 3-Different Country	b. Different Zila/Country Code <i>(Write using code list)</i>	c. Type of locality of birth 1-Rural area 2-Metropolitan area 3-Other urban area	a. Duration of living in this Zila <i>(Completed years)</i> If Q.32a = 1 → Q.34a	b. Main reason for coming to this Zila 1-Marriage 2-Education 3-Employment/Business 4-In search of work 5-Natural calamity 6-Family quarrel 7-Tortured/deserted by spouse 8-Other	a. Previous residence, 5 years ago 1-Same Zila → Q.35 2-Different Zila 3-Different Country	b. Different Zila/Country Code <i>(Write using code list)</i>	c. Type of locality of former residence 1-Rural area 2-Metropolitan area 3-Other urban area	35. School attendance 0-Don't currently attend → Q.37 1-Pre-primary 2-Primary 3-Junior secondary 4-Secondary/higher secondary 5-Graduate 6-Masters and over	36. Type of school 1-Government 2-Non-government/MPO 3-Religious/ 4-Non-formal 5-Others	37. Literacy 1-Cannot read and write → Q.40 2-Can read only → Q.40 3-Can read and write	38. Highest class passed <i>(Education code)</i>	39. Field of education 1-General 2-Technical/Vocational 3-Religious		
1																									
2																									
3																									
4																									
5																									
6																									
7																									
8																									
9																									
0																									

Module 5: Economic Activities (For members of age 10 years and above)													Module 6: Nuptiality (For members of age 10 years and above)								
Line Number	40. Was he/she engaged in any gainful activity for at least 1 hour during the last 7 days? Yes Has a job but did not work because on leave or sick → Q.43 No → Q.42			41. How many hours did he/she work during the last 7 days? Write number of hours, then → Q.43	42. What is the main reason for not working during the last 7 days? Write code, then → Q.46 1-Student 2-Housewife and child care 3-Old age/retired 4-Physical or mental problem 5-Sick/Accident 6-No work found	43. Description of economic activity		44. Activity status 1-Employer 2-Employee 3-Self-Employed-Agriculture 4-Self-Employed-Non-Agriculture 5-Family Helper 6-Others	45. Main Occupation		46. Was he/she engaged in any activity for HH gain or own consumption for at least 1 hour during the last 7 days? Yes No → Q.48	47. How many hours did he/she work for HH gain or own consumption during the last 7 days?	48. Is he/she looking for a job or any income generating activity? Yes No		49. Marital status 1-Never married → next person 2-Married 3-Widower/widowed 4-Divorced 5-Separated	50. Age at first marriage <i>(Completed years)</i>	51. Number of times married <i>If once, (female) → Q.55 (male) → next member</i>	For males who married more than once			
	a. In which field of activity did he/she work?	b. Activity code <i>(Supervisor will write 2 digit code using BSIC)</i>	a. What type of work did he/she do? <i>(designation or description)</i>	b. Occupation code <i>(Supervisor will write 2 digit code using BSOC)</i>	52. How many wives now live in the household?	53. How many wives now live in other households?	54. Is the first wife alive? Yes No														
1	<input type="checkbox"/>	<input type="checkbox"/>	<input type="checkbox"/>							<input type="checkbox"/>	<input type="checkbox"/>		<input type="checkbox"/>	<input type="checkbox"/>						<input type="checkbox"/>	<input type="checkbox"/>
2	<input type="checkbox"/>	<input type="checkbox"/>	<input type="checkbox"/>							<input type="checkbox"/>	<input type="checkbox"/>		<input type="checkbox"/>	<input type="checkbox"/>						<input type="checkbox"/>	<input type="checkbox"/>
3	<input type="checkbox"/>	<input type="checkbox"/>	<input type="checkbox"/>							<input type="checkbox"/>	<input type="checkbox"/>		<input type="checkbox"/>	<input type="checkbox"/>						<input type="checkbox"/>	<input type="checkbox"/>
4	<input type="checkbox"/>	<input type="checkbox"/>	<input type="checkbox"/>							<input type="checkbox"/>	<input type="checkbox"/>		<input type="checkbox"/>	<input type="checkbox"/>						<input type="checkbox"/>	<input type="checkbox"/>
5	<input type="checkbox"/>	<input type="checkbox"/>	<input type="checkbox"/>							<input type="checkbox"/>	<input type="checkbox"/>		<input type="checkbox"/>	<input type="checkbox"/>						<input type="checkbox"/>	<input type="checkbox"/>
6	<input type="checkbox"/>	<input type="checkbox"/>	<input type="checkbox"/>							<input type="checkbox"/>	<input type="checkbox"/>		<input type="checkbox"/>	<input type="checkbox"/>						<input type="checkbox"/>	<input type="checkbox"/>
7	<input type="checkbox"/>	<input type="checkbox"/>	<input type="checkbox"/>							<input type="checkbox"/>	<input type="checkbox"/>		<input type="checkbox"/>	<input type="checkbox"/>						<input type="checkbox"/>	<input type="checkbox"/>
8	<input type="checkbox"/>	<input type="checkbox"/>	<input type="checkbox"/>							<input type="checkbox"/>	<input type="checkbox"/>		<input type="checkbox"/>	<input type="checkbox"/>						<input type="checkbox"/>	<input type="checkbox"/>
9	<input type="checkbox"/>	<input type="checkbox"/>	<input type="checkbox"/>							<input type="checkbox"/>	<input type="checkbox"/>		<input type="checkbox"/>	<input type="checkbox"/>						<input type="checkbox"/>	<input type="checkbox"/>
0	<input type="checkbox"/>	<input type="checkbox"/>	<input type="checkbox"/>							<input type="checkbox"/>	<input type="checkbox"/>		<input type="checkbox"/>	<input type="checkbox"/>						<input type="checkbox"/>	<input type="checkbox"/>

Module 7: Fertility (For currently married/divorced/separated/widowed women of age 10 years and above)

Line Number	55. Total number of live births	56. Number of live births who usually live in the HH		57. Number of live births who usually live outside the HH		58. Number of children born alive who later died		For women currently of age 10 to 49 years				
		Son	Daughter	Son	Daughter	Son	Daughter	59. Gave a live birth during last 12 months?	60. Sex of the live birth	61. Is the child still alive?	62. Who assisted in delivery?	63. Where did the delivery take place?
1												
2												
3												
4												
5												
6												
7												
8												
9												
0												

Module 8: Members returned from abroad

Line Number	For HH members who returned from abroad in the past 5 years				
	64. Country where he/she returned from		65. Date when he/she returned from abroad		66. Main reason for return
	Name	Code	Month	Year	
					1-Completion of tenure 2-Pushed out/Illegal 3-Returned intentionally 4-Health reason 5-On leave 6-Poor salary 7-Others

Module 9: International Migration

Serial No.	For person 5 years and above who were the members of this household but migrated for 6 or more months						
	67. Name of migrant	68. Sex	69. Age	70. Degree	71. Duration	72. Reason for leaving	73. Destination
	(Nickname)	1-Male 2-Female	(Year)	(Education code)	(Year)	1-Work 2-Study 3-Dependency 4-Others	(Country Code)
1							
2							
3							
4							

Module 10: Death (During last 12 months)

Serial Number	For members of all ages							For female members of age 10 to 49 who died during the last one year									
	74. Did any member of the household die during last 12 months?		75. Name of deceased	76. Sex		77. Age at the time of death (Completed year)	78. Where died?			79. Was she pregnant at the time of death?		80. Did she die during abortion or during 42 days after abortion?		81a. Did she die during delivery?		81b. Did she die within 42 days after delivery?	
	Yes	No		Male	Female		Home	Hospital	Other	Yes	No	Yes	No	Yes	No	Yes	No
1	<input type="checkbox"/>	<input type="checkbox"/>		<input type="checkbox"/>	<input type="checkbox"/>		<input type="checkbox"/>	<input type="checkbox"/>	<input type="checkbox"/>	<input type="checkbox"/>	<input type="checkbox"/>	<input type="checkbox"/>	<input type="checkbox"/>	<input type="checkbox"/>	<input type="checkbox"/>	<input type="checkbox"/>	<input type="checkbox"/>
2	<input type="checkbox"/>	<input type="checkbox"/>		<input type="checkbox"/>	<input type="checkbox"/>		<input type="checkbox"/>	<input type="checkbox"/>	<input type="checkbox"/>	<input type="checkbox"/>	<input type="checkbox"/>	<input type="checkbox"/>	<input type="checkbox"/>	<input type="checkbox"/>	<input type="checkbox"/>	<input type="checkbox"/>	<input type="checkbox"/>
3	<input type="checkbox"/>	<input type="checkbox"/>		<input type="checkbox"/>	<input type="checkbox"/>		<input type="checkbox"/>	<input type="checkbox"/>	<input type="checkbox"/>	<input type="checkbox"/>	<input type="checkbox"/>	<input type="checkbox"/>	<input type="checkbox"/>	<input type="checkbox"/>	<input type="checkbox"/>	<input type="checkbox"/>	<input type="checkbox"/>
4	<input type="checkbox"/>	<input type="checkbox"/>		<input type="checkbox"/>	<input type="checkbox"/>		<input type="checkbox"/>	<input type="checkbox"/>	<input type="checkbox"/>	<input type="checkbox"/>	<input type="checkbox"/>	<input type="checkbox"/>	<input type="checkbox"/>	<input type="checkbox"/>	<input type="checkbox"/>	<input type="checkbox"/>	<input type="checkbox"/>

Government of the People's Republic of Bangladesh
Ministry of Planning, Statistics Division

POPULATION AND HOUSING CENSUS, 2011
 INSTRUCTION FOR ENUMERATOR

General Instructions

1. A minimum of one questionnaire page is required to be filled-in for each household.
 * Under no circumstances should the questionnaire have holes, folding, tearing, untidiness or get wet.
2. **Geo-Code:** Geo-Codes must be completely filled in, including any leading zeros. If the Village code is not applicable, fill in with 0 0.
3. **Household:** A household is defined as one or more persons who ate dinner together from the same kitchen and stayed in the same housing unit during the census night. Any member of the household who ate dinner outside the house and stayed in the same housing unit during the census night will also be member of the same household. Also, people engaged in night duty or in a transient state will be counted as a separate household.
4. **Method of Enumeration by using Enumeration Area Map:** Number houses by starting enumeration from the north-west corner of the enumeration area and continue counting the households to your right in a serpentine way. In this case, the serial number of the first household will be 0 0 1 and that of the second household will be 0 0 2, etc.
5. **Procedure of recording census data:** Data will be collected by interview method. Answers to question numbers 1b, 2a, 2b, 5, 11b, 13, 14, 19 and 21 are to be written in English digits in the boxes earmarked for each. (Example: If number of houses in Question No-5 is 3, then clearly write 3 inside the box). For other questions put cross X inside the appropriate box.
6. **Use of pencil:** Put X or write number in the relevant box by using supplied 2B pencil only.

Household Module

- Q1a. Household Address:** Write the house number or name on a first line. Write the name of road/para/village/mahallah on a second line.
- Q1b. Continuation Page:** If number of members of the household is more than 10, 20, 30 etc. then fill out multiple pages and mark the number of pages in the continuation page. Example: Two pages must be filled out for a household of 13 members. In this case write continuation pages 0 2 page 0 1 for first page and continuation pages 0 2 page 0 2 for second page. In the same way three pages are to be filled in for household of 26 members. In this case, write and continuation pages 0 3 page 0 1 for first page, and continuation pages 0 3 page 0 2 for second page and and continuation pages 0 3 page 0 3 for the third page.
- Q2a. Household Number:** Write the serial number of each household in English in 3 digits. Example: For the first household the serial number will be 0 0 1, for the second household serial number will be 0 0 2 etc. Write the household number with the supplied chalk in the main door of the household where the head of household resides.
- Q2b. Household Population:** Ask the head of household or head of institution how many people live in the household or institution and write the total number using English digits under household population.
- Q3. Floating?:** To enumerate the floating population put X inside the 'yes' box and fill-in information of one individual in each line of the individual module. If it is not a floating population mark the 'no' box.
- Q4. Type of household:** If the housing unit is used for residential purposes only then put X inside the general box. If it is used for Jailkhana, Orphanage, Hostel, Hospital, Clinic or Barrack then put X inside institutional box and else put X inside others box.
- Q5. Number of house:** Number of independent houses (Living house, Kitchen, Granary, Cow shed etc.) used by a household is to be written clearly in English digit in the blank box. For a household, if there are 3 independent structures write 3 inside the box. If a structure has more than 1 household then write 9 for the last household and 0 for the other household(s).

Government of the People's Republic of Bangladesh
Ministry of Planning, Statistics Division

POPULATION AND HOUSING CENSUS, 2011

INSTRUCTION FOR ENUMERATOR

Household Module *(continued)*

For Questions 6, 7, 8, 9, 10 and 11a put X in the relevant box.

Q11. In case of household of ethnic population: Find the code for the community mentioned by the respondent on the back page of the tally sheet and write it clearly using English digits inside the blank box.

Individual Module

Q12. Name of household member: Write the name of head of the household on the first line. Write the name of spouse in the second line, youngest child in the third line, then other children, other relatives and non-relatives. Also Write the name of household member engaged in night duty or in transient state. When you have written all the names ask 'Was there any one else in this household on census night?' If any one is not already on the list, include the name.

Q13. Serial No.of member: Serial number of head of the household is printed in the first line of individual module 1. Fill-in additional pages or sheets for households with more than 10 members. In this case, the left digit in the serial number will increase. So for a household with 13 members, the second page will have member serial number 1 1, 1 2, 1 3. The total number of pages for a household should match the number in Q1b. Continuation Page.

Q14. Age (completed years): Write the age of each member in English digits in the blank boxes. If the age of some member is less than 12 months then write 0 0. If the age of any member is 100 years or more then write 9 9. Age is a very important indicator. Many people do not have accurate perception about their age. Therefore, age stated by the respondent is to be probed with historical events, such as, war of liberation, flood of 1988, age at marriage, age of youngest child and corrections should be made where necessary.

For Questions 15, 16, 17, 18, 20, 22, 23, 24 and 25, put X in the relevant box.

Q19. Disability: If no disability then write 0 in the blank box, if speaking problem write 1 in blank box, if vision problem then write 2 in blank box, if listening problem then write 3 in the blank box, if physical problem then write 4 in the blank box, if mental problem then write 5 in the blank box, if autistic write 6 in the blank box.

Q21. Highest Class Passed (Year): A code list has been prepared on the basis of years required for a member for passing the highest class, by the board and university for awarding a degree or certificate and is printed on the back page of the tally sheet. Using this code list write appropriate code to the blank boxes for the highest class passed by each member of the household. If some one did not go to school, then the highest class passed code will be 0 0. If some one is SSC passed then highest class passed code will be 1 0. If some one has higher degree than masters then code will be 1 8.

Government of the People's Republic of Bangladesh

POPULATION AND HOUSING CENSUS, 2011

TALLY SHEET

Identification				Household		RMO Code			
Name		Geo-Code		General	<input type="text"/>	1=Rural 2=Pourashava 3=Upazila Headquarter	5=Cantonment Board 9=City corporation	<input type="text"/>	
Division		<input type="text"/>		Institutional	<input type="text"/>				
District		<input type="text"/>		Other	<input type="text"/>				
Upazila/Thana		<input type="text"/>		Total	<input type="text"/>				
Union/Ward		<input type="text"/>		Population					
Mauza/Mahalla		<input type="text"/>		Males	<input type="text"/>				
Village		<input type="text"/>		Females	<input type="text"/>				
EA No.		<input type="text"/>	Total	<input type="text"/>					

Number of Books			
<input type="text"/>	Total Books	<input type="text"/>	In Sequence

Name	Male	Female	Number	Signature
Name of enumerator	<input type="checkbox"/>	<input type="checkbox"/>	<input type="text"/>	
Name of supervisor	<input type="checkbox"/>	<input type="checkbox"/>	<input type="text"/>	
Name of zonal officer	<input type="checkbox"/>	<input type="checkbox"/>	<input type="text"/>	
Name of inventory holder of census	<input type="checkbox"/>	<input type="checkbox"/>	<input type="text"/>	

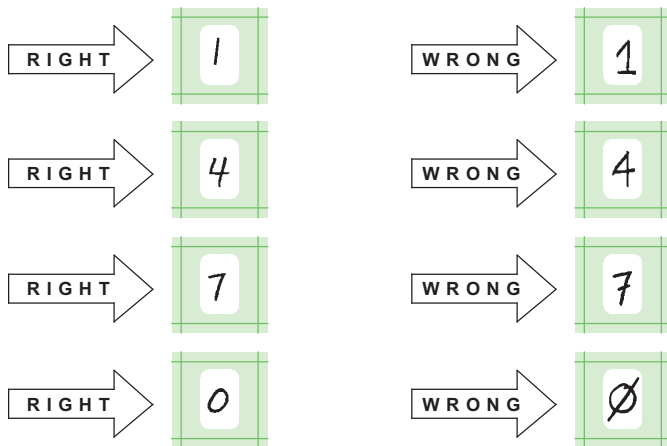
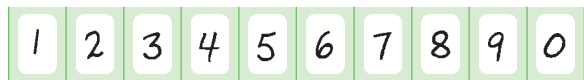


22001036

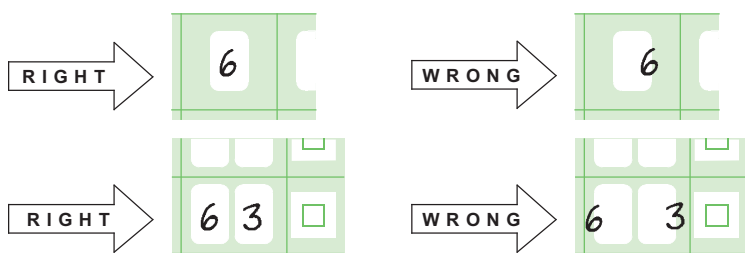
ENUMERATOR INSTRUCTIONS

It is important to fill out the forms clearly and correctly. Use the pictures below as a guide. Use the pencil given to you and keep it sharpened. Make sure your handwriting is dark enough.

WRITE NUMBERS IN THE STYLE SHOWN HERE:



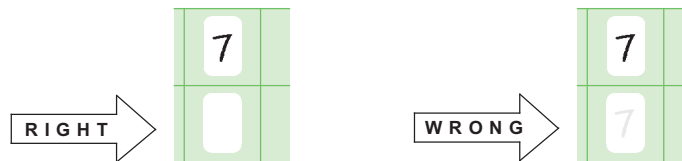
PRINT EACH NUMBER COMPLETELY AND ENTIRELY WITHIN the white box:



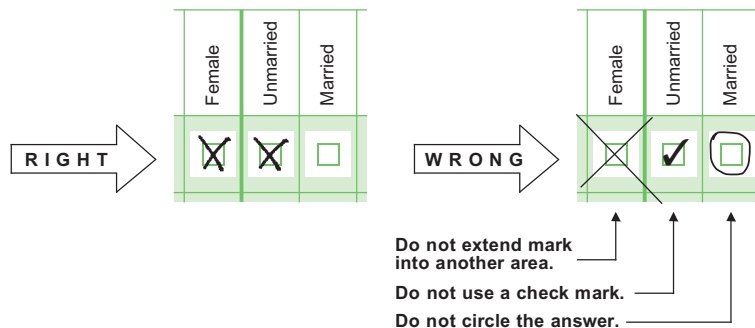
PRINT NUMBERS CLEARLY making sure HANDWRITING IS DARK ENOUGH:



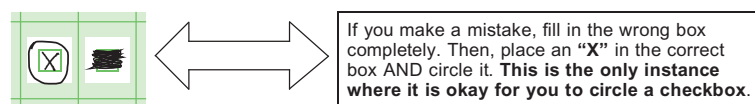
ERASE COMPLETELY:




MARK the appropriate checkboxes with an "X" that is contained ENTIRELY within the box and the white zone around the box.



CORRECTING A CHECKBOX when you make a mistake:



PRINT the household address and names of household members as CLEARLY and DISTINCTLY as possible.



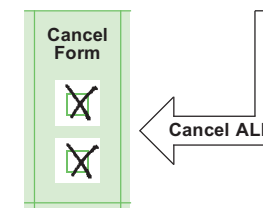
VERIFY that the numbers on the tally sheet are correctly summed for each gender.

Population	
Males	0 0 2 5
Females	0 0 5 3
Total	0 0 7 8

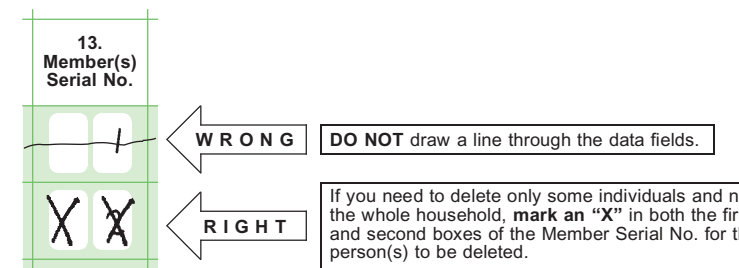
VERIFY the book number and sequence.

Number of Books			
3	Total Books	2	In Sequence

If, after filling out an entire form, you determine **ALL PEOPLE ON THE FORM should not have been enumerated** and **all data is to be discarded**, mark **BOTH checkboxes** under "Cancel Form" to ensure the data is deleted. DO NOT remove the form from the booklet.



Deleting **ONE OR MORE INDIVIDUALS** that have been **incorrectly** added to the form:



Government of the People's Republic of Bangladesh

POPULATION AND HOUSING CENSUS, 2011

TALLY SHEET

Identification				Household		RMO Code			
Name		Geo-Code		General	<input type="text"/>	1=Rural	5=Cantonment	<input type="text"/>	
Division		<input type="text"/>		Institutional	<input type="text"/>	2=Pourashava	Board		
District		<input type="text"/>		Other	<input type="text"/>	3=Upazila Headquarter	9=City corporation		
Upazila/Thana		<input type="text"/>		Total	<input type="text"/>	Number of Books			
Union/Ward		<input type="text"/>		Population		<input type="text"/>	Total Books	<input type="text"/>	In Sequence
Mauza/Mahalla		<input type="text"/>		Males	<input type="text"/>				
Village		<input type="text"/>		Females	<input type="text"/>				
EA No.		<input type="text"/>	Total	<input type="text"/>					

Name		Male	Female	Number	Signature
Name of enumerator		<input type="checkbox"/>	<input type="checkbox"/>	<input type="text"/>	
Name of supervisor		<input type="checkbox"/>	<input type="checkbox"/>	<input type="text"/>	
Name of zonal officer		<input type="checkbox"/>	<input type="checkbox"/>	<input type="text"/>	
Name of inventory holder of census		<input type="checkbox"/>	<input type="checkbox"/>	<input type="text"/>	



Code List for Population and Housing Census 2011

Q11 – Ethnic Community

Code	English	Code	English
01	Chakma	16	Rakhain
02	Marma	17	Monipuri
03	Tripura	18	Garu
04	Mro	19	Hajong
05	Tanchaynga	20	Khasia
06	Bawm	21	Mong
07	Pankhua	22	Orao
08	Chak	23	Barmon
09	Khyang	24	Pahari
10	Khumi	25	Malpahari
11	Lusai	26	Monda
12	Coach	27	Cool
13	Shaotal	28	Other
14	Dalu		
15	Uchai		

Q20 – Highest Class Passed

Code	English
00	Did not go to school
01	Passed Class - 1
02	Passed Class - 2
03	Passed Class - 3
04	Passed Class - 4
05	Passed Class - 5
06	Passed Class - 6
07	Passed Class - 7
08	Passed Class - 8
09	Passed Class - 9
10	Passed Class - SSC
12	Passed Class - HSC
15	Passed Graduation (General)
16	Passed Graduation (Hons)
18	Passed Masters and Higher

